

Lee's $O(n^2 \log n)$ Visibility Graph Algorithm Implementation and Analysis

Dave Coleman
Department of Computer Science*
(Dated: May 2, 2012)

I. ABSTRACT

Visibility graphs have many applications, including finding the shortest path, robotic motion planning and the art-gallery problem. The first non-trivial algorithm developed for finding the visibility graph runs in $O(n^2 \log n)$ and is presented in this paper. Its correctness, space, and time usage are mathematically analyzed. Because faster algorithms to solve this problem have been discovered, this paper is somewhat original in its analysis and implementation details of an otherwise forgotten algorithm.

II. INTRODUCTION

A. Visibility Graph

Visibility is an important property in computational geometry and is used in many different types of problems, structures and algorithms [8]. One of the most basic structures is the *visibility graph*, where an input graph G describes a set of geometric primitives in an d -dimensional space, and the output visibility graph G_v describes the visibility between every vertex and every other vertex in G . Here, we define *visibility* as the ability to run a straight line between two vertices without crossing any other edge in the input graph G . In this way, two visible vertexes are said to be *unobstructed* by any obstacle, and a line is drawn between them in the output G_v . An example visibility graph in $d = 2$ dimensions Euclidean space is shown in Figure 1.

The set of geometric primitives in G can consist of a variety of different types of shapes: rectilinear, circular, line segments, convex polygons or, most generally, simple polygons. Many different algorithms have been developed based on the assumption of which types of geometric primitives are allowable. In this paper we will focus on simple non-intersecting line-segments, so as to simplify our proofs and analysis. Very little modification would be required to expand the problem space to general polygons.

The layout of the geometric primitives is another vari-

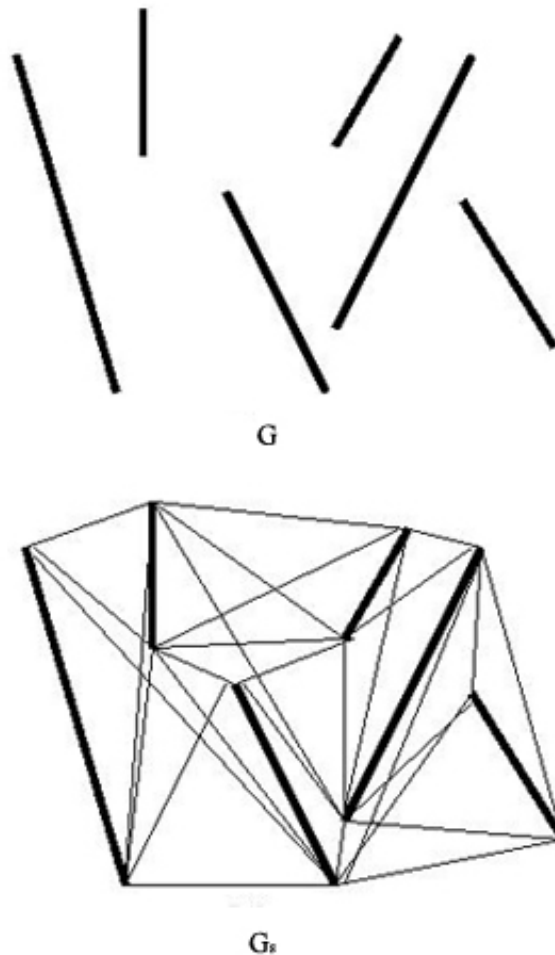


FIG. 1: Top: An input graph G consisting of a set of simple line segments. Bottom: a generated visibility graph G_v describing all possible non-obstructed connections between each vertex.

ation between computational geometry papers. In some, visibility within a simple polygon is the only problem space, but more often there exists obstacles within the space, also referred to as holes or islands. Another variation of the visibility graph for all points is finding the *visibility tree* for just one point, which is simply a sub-problem of the visibility graph for all points.

*david.t.coleman@colorado.edu; www.davetcoleman.com

B. Applications

Visibility graphs are most often thought of for use in Euclidean shortest-path problems, where a start point s and end point t are given and the task is to find the optimal continuous path through the obstacle space without violating physical constraints. This application exploits the fact that the shortest paths are found on the arcs of the visibility graph. Once the visibility graph has been constructed, the shortest path problem can be trivially solved using well known algorithms such as Dijkstra’s [6], A* search [5], or Floyd-Warshall [3] algorithms.

Robotic motion planning is a common sub problem of the shortest path problem, as demonstrated in Lozano-Perez and Wesley’s 1979 collision-free paths algorithm [11]. One of the most famous examples of visibility graphs used in robotic motion planning is Shakey the Robot [11]. However, the application of visibility graphs realistically limits the workspace to two dimensions and is generally computationally intractable for modern real-world robotics problems. Sampling-based approaches are considered the current state of the art and, although unable to determine that no path exists, have a probability of failure that decreases to zero as more computational time is spent [7].

Additional applications of visibility graphs include finding the minimum dominating set to help solve the art gallery problem and in solving pursuer-evader problems [10]. Finally, visibility graphs can be used to optimize radio antenna placement, urban planning and architectural design [1].

C. History

The naive approach to computing the visibility of a graph runs in $O(n^3)$ times. The first non-trivial solution to this problem was developed by D.T. Lee in his 1978 Ph.D. dissertation that ran in $O(n^2 \log n)$ time [9]. The solution is included at the end of his thesis as somewhat of a side thought and it has since then received very little attention in the computational geometry field. Only available upon email request, the typed report includes hand-written edits and drawings. This is the algorithm that will be analyzed in this paper.

In the 1980’s a large number of $O(n^2)$ visibility graph papers were published, most of which entailed a topological sort of the vertex pairs. E. Welzl in particular described this technique using an arrangement of the dual of the vertices that required $O(n^2)$ working space [13]. The working storage of the topological sweep was later improved to $O(n)$ by Edelsbrunner and Guibas [2]. Further improvements included handling dynamic updates of the workspace, using less running time on

average, or handle sparse graphs more efficiently. One of the last papers published on visibility graphs during this time period achieved $O(|e| + n \log n)$ time bounds, which are output-sensitive algorithms optimal for graphs of a certain minimum density threshold [4].

III. METHODS

A. Description of the Algorithm

Lee’s $O(n^2 \log n)$ algorithm computes the visibility graph G_v from $G(V, E)$ by computing the visibility graph of a single vertex n times. For each vertex $v_i \in V$, the visibility of all other vertices is calculated by 1) sorting all surrounding vertices in angular order from some starting scan line, 2) using a rotating plane sweep technique to visit each vertex in angular order and 3) keeping track of the distance of each surrounding line segment on the scan line in a sorted data structure. The following details these 3 procedures:

For each $v_i \in V$ a visibility *tree* is generated describing the visibility of all other points $v_j \in V - v_i$ with respect to v_i . Each visibility tree is created by setting v_i to be the center vertex c . A starting *scan line* vector \vec{s} is initialized for each c , with the origin of the vector at c . Its direction is irrelevant for the algorithm but in this paper and implementation \vec{s} will be assumed to be the horizontal unit vector \hat{i} pointing straight and to the right from c , i.e. $\vec{s} = \hat{i} = [1, 0]$.

From scan line $\vec{s} = \hat{i}$ we calculate the counter clockwise angle $\theta_i = \text{angle}(\vec{s}_{c \rightarrow v_i}, \hat{i})$ for every vertex $v_i \in V - c$. The angles are inserted to an optimally sorted data structure A from smallest to largest.

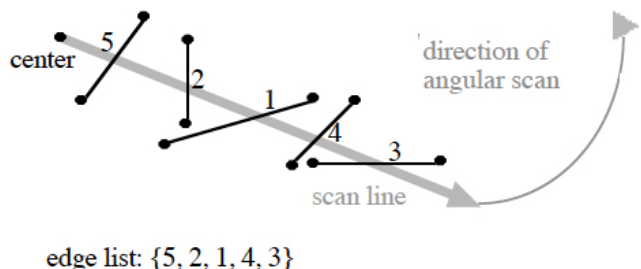


FIG. 2: Example of an initialized edge list with all edges that intersect scan line s . Image courtesy of [8]

A second optimally sorted data structure E_s is initialized containing all the line segments $l_i \in E$ that intersect scan line \vec{s} at the start of the algorithm. This operation requires $|E|$ checks, calculating if \vec{s} and line segment l_i intersect. The line segments that are found

to intersect are inserted into E_s with their keys being the distance from c to the intersection point $v_{[i,i-1]}$ such that the root of the sorted data structure always contains the edge closest to c . We can intuitively see that this root edge is the only edge visible from c at this scan line instance. Figure 2 depicts an initialized scan list, though in this example vector \vec{s} is not horizontal.

After the initialization phase the algorithm visits every vertex v_i in order of θ_i in A . The scan line does not have to actually visit every angle in the circle, but only those θ_i where a vertex v_i intersects \vec{s} . For each v_i scanned, the algorithm decides if its corresponding line segment $l_{v_i,v_{i+1}}$ is the first or last vertex seen of its corresponding l_i . If it is the first vertex seen, then $l_{v_i,v_{i+1}}$ is added to E_s and is considered *open*. If it is the second vertex seen, or if it was initialized as open on \vec{s}_0 , then it is removed from E_s and is considered *closed*.

For each visited v_i , a check is made to see if v_i is the root of E_s , signifying that v_i is the closest vertex to c with respect to \vec{s} . If v_i has this property, then v_i is considered visible and is added to the visibility graph G_v ; otherwise it is obscured by some other edge appearing before it, with respect to c , and is ignored.

In this way every visible vertex with respect to c is found and a visibility *tree* is generated for some v_i . This process is repeated n times to build a complete visibility *graph*.

B. Runtime

The asymptotic runtime of Lee's algorithm is analyzed in the following. The algorithm has four for-loops as well as the operations of the optimal sorting data structure. An outer for-loop iterates once through $n = |V| = 2|E|$ points, finding the visibility tree for every point.

Within the outer for loop, each end point pair for every $|E|$ line segments are inserted into the optimal sorting data structure A . Insert, delete, and find all take $O(\log n)$ time using a probabilistic structure such as a skip list, or balance binary search tree, such as an AVL tree. Thus, the insertion time for A takes $2|E| \log n = O(n \log n)$.

Next, the sweep line edge list E_s is initialized by checking all $|E|$ edges in G for intersection with $\vec{s} = \hat{i}$. The edge list E_s uses the same data structure as A , and thus all insertions take $O(\log n)$ time. In the worst case, all $|E|$ edges intersect \vec{s} at some θ_i , so the total runtime for this step is $O(|E| \log |E|)$. There are twice as many vertices as edges, and so because $|E| < |V|$, this runtime is asymptotically overshadowed by the previous step and can be ignored.

Finally, the sweeping for-loop begins its check of every $v_i \in V - c$ points. At each vertex a line is either inserted into or removed from E_s once, requiring again $O(\log n)$ time for each operation. Thus the total running time for this step is also $(n - 1) \log n = O(n \log n)$.

With these three steps and the outer for-loop combined, our summed running time is $O(n \cdot (.5n + n + n - 1) \cdot \log n)$, which asymptotically reduces to simply $O(n^2 \log n)$.

C. Space Requirements

The space requirements of Lee's algorithm is analyzed in the following. The input graph G requires $O(V + E)$ space, but we will assume that the input graph is not included in our space requirements.

Two optimum sorting data structures are needed in the algorithm - A and E_s . D.T. Lee's original paper suggested an AVL tree be used; in our implementation we have used a skip list. Regardless, both use $O(n)$ space, totaling $2O(n)$. Because each θ_i is inserted into A once, $n = |V|$ for datastructure A . In the worst case all edges are intersected by \vec{s} at the same time, making E_s have size $n = |E| = .5|V|$. No other memory is used in the algorithm, so the total overall space requirements, not including the input graph, is $O(1.5|V|)$, which is equivalent to simply $O(n)$.

D. Analysis of Correctness

We begin our proof of correctness of Lee's $O(n^2 \log n)$ algorithm by defining the components of the algorithm.

Definition 1. A visibility graph $G_v = (V, E_v)$ is the set of all vertices V in input graph G , and the set of edges E_v which connects two vertices $v_i, v_j \in V$ without intersecting any obstacles, for all $v_i, v_j \in V$. We assume that two endpoints i and j of the same line are also considered visible. We restrict our obstacle set to the $|E|$ disjoint line segments, in any direction.

Definition 2. The line sweep vector \vec{s} is a vector with its origin at some point $c \in V$ that rotates starting from direction \hat{i} a full 2π radians.

Definition 3. A line segment l_i is an obstacle in the 2 dimensional problem space defined between vertices v_i and v_{i-1} .

Definition 4. The set E_s contains all l_i that intersect with \vec{s} originating at point c , ordered in decreasing Euclidean distance from c to l_i .

The above definitions we will now begin to prove the algorithms' correctness by observing the existence of optimal substructure of the visibility graph:

Lemma 1. *The visibility tree containing set of all edges E_i connecting a single point v_i to all other visible points $v_j \in V - v_i$, with respect to the single point v_i , is a sub-solution to finding the visibility graph of all points $v_j \in V$ in G .*

Proof. Assume the visibility tree E_i for some v_i is generated correctly every time. For $N = 1$ points, by the just stated assumption no other endpoint v_j of a line segment is visible from that $N = 1$ point that is not already in the set $E_{i=1}$. For $N = 2$ points, following the same assumption, no point will be visible to those $N = 2$ points that is not already in the combined visibility tree set $E_{i=[1,2]}$. For $N = |V|$ points, it follows that no point in V will be visible from any other point in V that is not already in the set $E_{i=1 \rightarrow N}$. In this case our above definition of a visibility graph is satisfied and our N sub-solutions have resulted in correctly finding the visibility graph G_v for all points $v_j \in V$. \square

Lemma 1 assumed that the set of edges E_i defining a visibility tree, for some vertex i , was generated correctly every time. We now prove our algorithm for this subproblem. We begin by defining the assumptions of our scan line method:

Lemma 2. *No more than one obstacle is visible at any time from a center point c with respect to the direction of a scan line vector \vec{s} at any angle in Euclidean space.*

Proof. A Euclidean vector is defined as a geometric object that has a direction and length (or magnitude), but it does not itself have a width, or at least the width could be considered infinitely narrow. An infinitely narrow segment of a directional vector could not be obstructed by more than $n = 1$ geometric element at a time because otherwise the combined width of $n > 1$ geometric elements would have to be infinitely small. The combined width of two objects would be greater than infinitely small. Therefore, because obstacles in our problem space are assumed to be line segments, our lemma stands. \square

Corollary 1. *The intersection point of \vec{s} and $l_i \in E_s$ with the minimum Euclidean distance to c is the only line segment visible.*

Proof. Although \vec{s} may cross several $l_i \in E_s$, by Lemma 2 we know only one point can have the visible property for a given \vec{s} , and by the definition of visibility we know it must be the first line segment it reaches. The first line segment a vector crosses from some point c is the segment closest in Euclidean distance. \square

With Lemma 2 and Corollary 1 we have proved the correctness of the results of scan line \vec{s} at one θ_i . We will now expand our proof to all $\theta \in 2\pi$ and our discretization method.

Lemma 3. *No change is made in the visibility of any line segment with respect to \vec{s} except when \vec{s} intersects an end point of some line segments.*

Proof. By contradiction. Assume the set E_s correctly contains all line segments that intersect some vector \vec{s} and assume \vec{s} is at some θ_a that does not intersect any end points $\forall v_i \in V$. The only way to change the visibility of a line segment at \vec{s} would be to remove the first line segment E_s because this is the line segment closest to c . Suppose we removed this line segment, despite having no v_i in intersection with \vec{s} . Then there exists a l_i that intersects \vec{s} and E_s violates definition 4 defining what E_s must contain, and by contradiction this lemma is proved. \square

Corollary 2. *In the non-discrete angular space θ between 0 and 2π , our scan line need only check $|V| - 1$ discrete steps where $\theta_i = \text{angle}(\vec{s}_{c \rightarrow v_i}, \hat{i})$.*

Proof. Following from Lemma 3, no changes in visibility occur with respect to the rotation of \vec{s} around c except when \vec{s} intersects an end point v_i , and there are only $|V| - 1$ endpoints around c so it follows that only $|V| - 1$ angles of θ_i need to be checked. \square

The utility of a scan line is now sufficiently proven by Lemma 3 and Corollary 2. The mechanism for tracking the removal and insertion of lines into E_s is now proved:

Lemma 4. *A line segment l_i with an end point v_i in intersection with \vec{s} must be added to the set E_s if the opposite end point v_{i-1} of l_i has not previously been visited (the line was "closed"). Otherwise, if it has been previously visited, l_i must be removed from the set E_s (the line was "open").*

Proof. Following the stated assumption that \vec{s} rotates in a counter clockwise direction, and recalling that at initialization all l_i in intersection with \vec{s} are added to E_s and marked as open, it can be observed that Lemma 4 is required to maintain Definition 4, that E_s must contain all line segments that intersect \vec{s} . \square

Using Lemmas 1 to 4 and Corollaries 1 and 2 the following theorem is supported:

Theorem 1. *Given a set of n disjoint line segments in the Euclidean plane, the visibility graph can be constructed correctly in $O(n^2 \log n)$ time using the rotational sweep method in Lee's algorithm.*

IV. RESULTS

A. Implementation

The $O(n^2 \log n)$ algorithm was implemented in C++ and visualized/animated using the open source, cross-platform CImg graphics library. With the graphics library we were able to visually verify geometric results such as shown in Figure 3. The full source code is appended at the end of this paper and is available as an open source project online at https://github.com/davetcoleman/visibility_graph

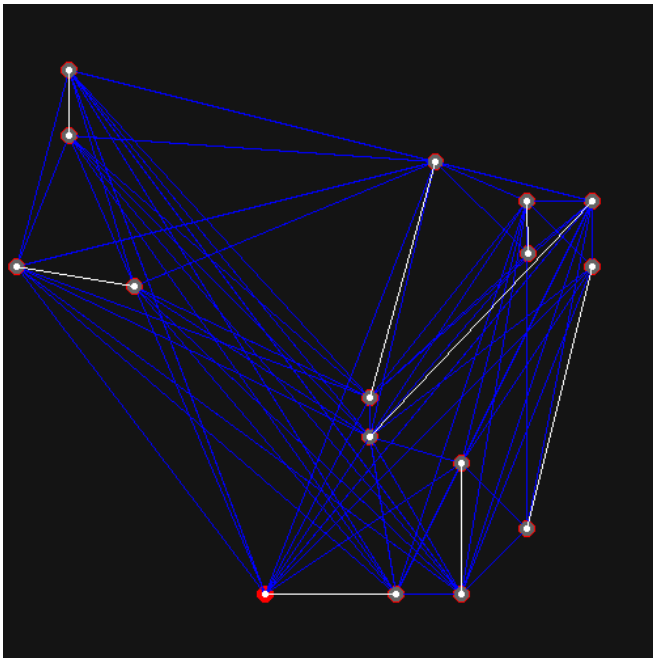


FIG. 3: Test input graph of 8 line segments (white) and the generated visibility graph of E_v lines (blue)

B. Skip Lists

D.T. Lee's original paper suggested an AVL tree data tree structure be used, but his paper was published before the invention of skip lists in 1989 by W. Pugh [12]. In this implementation we chose to use a skip list due to its average case performance and advantage in concurrent access and modifications. However, a unique property of our algorithm required special modification to the skip list such that the *key values of data already in the skip list are variable*. That is to say, the value of each element in the skip list changes as the scan line rotates around some center c .

The need for this property is motivated in Figure 4. In this example line l_1 is the first line segment that scan

line \vec{s} would visit and so it would be inserted into the skip list E_s with the distance d_1 from its first endpoint to c . Next, the scan line would visit the first endpoint of l_2 and it would add l_2 to E_s with distance d_2 . Thus, E_s would have as its first ordered line segment l_1 , and for its seconds l_2 . But by definition 4, E_s should have as its first line segment the segment closest to c , and at scan line \vec{s}' the closest intersecting line segment is now actually l_2 . As it is now clear, in our current example the ordering of E_s would be incorrect at location \vec{s}' unless there was some way to update the value of l_1 to reflect its distance from c with respect to θ_i of \vec{s}' .

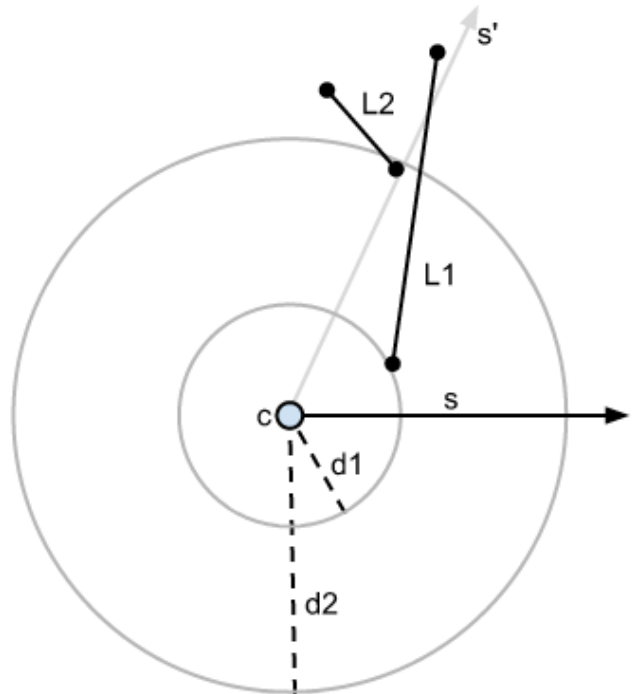


FIG. 4: Line l_1 originally was the closest point to c , but at scan line \vec{s}' line l_2 covers l_1 . This demonstrates the need for elements variable values in the skip list.

This might seem like an impossible property of a skip list, but in fact there is an additional property that states that the *ordering* of the items in the skip list are guaranteed not to change, just the values. In other words, although l_1 at angle θ_i has an intersection with \vec{s}' that is a greater distance than that of l_2 from c , the ordering of l_1 in E_s with respect to all other open line segments in E_s would remain unchanged due to the assumption that no line segments can intersect in our problem space.

Therefore, in implementing the actual visibility graph, each line segment was represented as an object that could quickly re-calculate its intersection with \vec{s} and then distance to c . This was accomplished by caching the slope m and y-intercept b at the initialization of the

line object, as well as caching the resultant distance d from c for every θ_i such that d is only calculated once for every θ_i .

C. Precision Errors

Another issue with our implementation was rounding errors that occurred when calculating the angles between two close points. This was especially problematic as we increased the number of line segments added to our finitely-sized graphics window. Sometimes two unique points would be added to the angle list A with the same angle because of rounding errors, and the result was that some points were mistakenly added as visible.

Particularly problematic were perfectly horizontal and vertical lines. With vertical lines the slope m would tend to infinity, but in this implementation it was faked with some very large number. In the same way, a horizontal line has a slope with an infinitely small m , and this again suffered from the limitations of our computer hardware.

D. Numerical Time Usage

To calculate the numerical time usage of this algorithm, the source code was modified to automatically generate a set of n line segments. To test the runtime with exponentially increasing problem space it was instrumented to generate approximately $n = 10^x$ line segments. However, to ensure a useful test set was generated without intersection, each line segment was constrained to a grid area. Within each line segment's grid, padding was added to allow more visibility between grids. Additionally, 4 shapes were used inside the grids: a horizontal, vertical, diagonal increasing and diagonal decreasing line segment. Which of the 4 was chosen was decided at random, such that every test was run on a problem set with a high probability of being unique. Because of the gridded nature of the problem space, in reality only $n_x = (\lfloor (10^n)^{1/2} \rfloor)^2$ line segments were added. An example of an automatically generated problem space is shown in Figure 5.

With this setup, the numerical time usage was measured by counting the number of atomic operations within both the algorithm and the skip lists. The algorithm was tested for $n = 10^1 \rightarrow 10^{3.5}$. At problem size $n = 10^4$ the algorithm crashed on both our laptop and on a node on the Janus super computer. This, however, is mostly due to some memory leaks that were problematic to patch.

The results of the atomic operations measurements are shown in Figure 6. Our data showed performance that was very tightly bound to a run time of $O(n^2 \log n)$. This

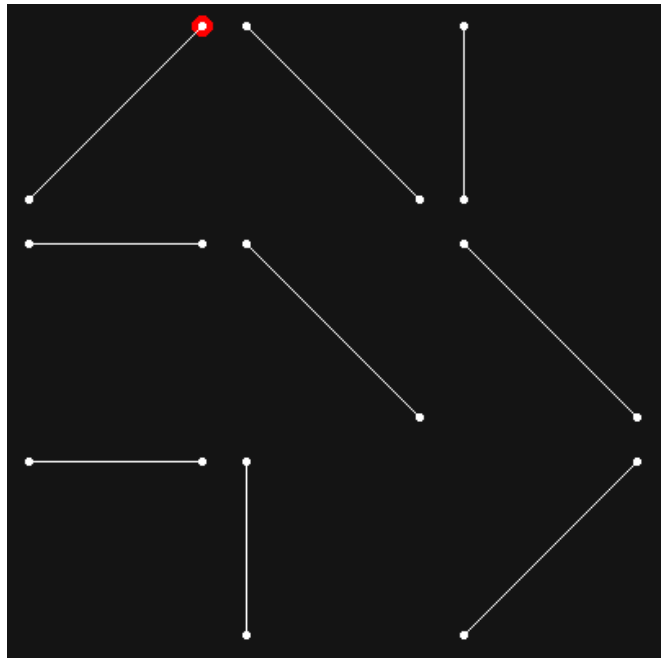


FIG. 5: An example generated problem space for $n_x = (\lfloor (10^n)^{1/2} \rfloor)^2$ line segments, with randomly chosen shapes.

run time is both the worst- and average-case for this algorithm because all points are always added to A and E and all points are always visited to generate their individual visibility tree.

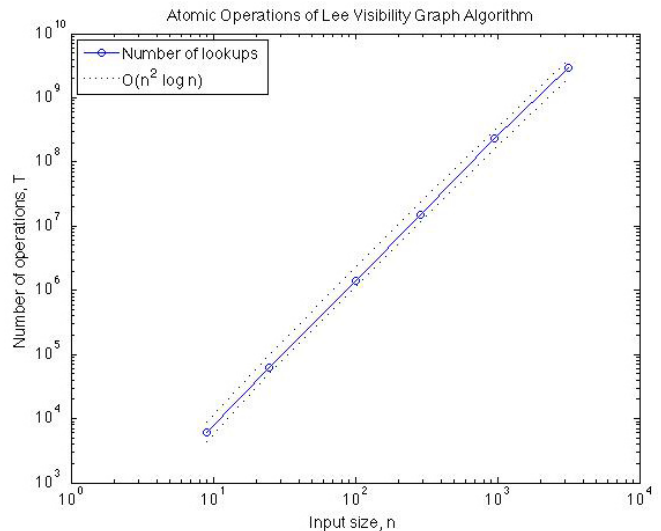


FIG. 6: Atomic operations of Lee's visibility graph algorithm for increasing number of line segments n .

Further visual results of the algorithm running for $n = 100$ line segments is shown in Figure 7 and for $n = 1000$ line segments in Figure 8.




FIG. 7: Generated visibility graph for $n = 100$ line segments.




FIG. 8: Generated visibility graph for $n = 1000$ line segments.

E. Numerical Space Usage

The numerical space usage of this algorithm was measured by tracking the maximum number of nodes from both skip lists combined at any point in the algorithm. Here, we define a node as a level in the skip list structure, such that a root with 3 levels is

considered to use 3 atomic memory amounts. A memory counter was incremented for every new node created, and decremented for every node deleted. A secondary counter was used to track the maximum amount of memory used at any point in the algorithm's progress. The results are shown in Figure 9. As expected, the memory usage was on the order of $O(n)$.

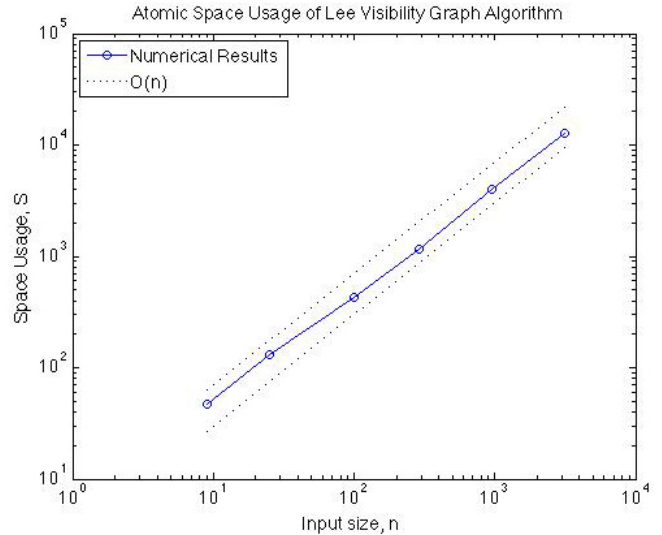


FIG. 9: Measured space usage of Lee's visibility graph algorithm. The upper and lower dotted line bounds are multiplied by constants of 3 and 7, respectively.

V. CONCLUSIONS

There exists many additional optimization tweaks that could be applied to this algorithm. One such optimization is to limit the scan line rotation to only half the circle, from the observation that visibility between a pair is mutual. Other optimizations could be made in the geometric calculations such as studying the performance advantages between finding the distance using the line-of-sine method versus the intersection method and dealing with slopes of negative and positive infinity. Lastly, the dynamic-valued skip list structure discussed in section IV. B. requires a large number of distance calculations at every rotation of the scan line, and could be reduced by only checking a vertices' change in distance immediately around the skip lists' chosen insertion point for a new line segment. While simple in explanation, it would be complicated in required modification to the skip list algorithm.

In this paper we have explained, analyzed, proved and implemented D.T. Lee's 1978 visibility graph algorithm. As explained in the introduction, faster algorithms have been developed that run on $O(n^2)$ time and other

optimizations have been discovered for special case problems where certain geometric tricks can be utilized. However, basic applications such as the shortest path planning problem with no more than order $O(n^3)$ line segments has been shown in this paper section to be feasible with this algorithm and in our experiments have generated visibility graphs in seconds.

Acknowledgments

This paper was written for Aaron Clauset's Graduate Algorithms class at the University of Colorado Boulder.

-
- [1] Burcin Cem Arabacioglu. Using fuzzy inference system for architectural space analysis. *Appl. Soft Comput.*, 10(3):926–937, June 2010.
 - [2] Herbert Edelsbrunner and Leonidas J. Guibas. Topologically sweeping an arrangement. *Journal of Computer and System Sciences*, 38(1):165 – 194, 1989.
 - [3] Robert W. Floyd. Algorithm 97: Shortest path. *Commun. ACM*, 5(6):345–, June 1962.
 - [4] Subir Kumar Ghosh and David M. Mount. An output sensitive algorithm for computing visibility graphs. In *Proceedings of the 28th Annual Symposium on Foundations of Computer Science*, SFCS '87, pages 11–19, Washington, DC, USA, 1987. IEEE Computer Society.
 - [5] P.E. Hart, N.J. Nilsson, and B. Raphael. A formal basis for the heuristic determination of minimum cost paths. *Systems Science and Cybernetics, IEEE Transactions on*, 4(2):100–107, July 1968.
 - [6] Donald B. Johnson. A note on dijkstra's shortest path algorithm. *J. ACM*, 20(3):385–388, July 1973.
 - [7] Sertac Karaman and Emilio Frazzoli. Sampling-based algorithms for optimal motion planning. *Int. J. Rob. Res.*, 30(7):846–894, June 2011.
 - [8] John Kitzinger and Computer Engineering. The visibility graph among polygonal obstacles: a comparison of algorithms, 2003.
 - [9] Der-Tsai Lee. *Proximity and reachability in the plane*. PhD thesis, Champaign, IL, USA, 1978. AAI7913526.
 - [10] Jae-Ha Lee, Sung Yong Shin, and Kyung-Yong Chwa. Visibility-based pursuit-evasion in a polygonal room with a door. In *Proceedings of the fifteenth annual symposium on Computational geometry*, SCG '99, pages 281–290, New York, NY, USA, 1999. ACM.
 - [11] Tomás Lozano-Pérez and Michael A. Wesley. An algorithm for planning collision-free paths among polyhedral obstacles. *Commun. ACM*, 22(10):560–570, October 1979.
 - [12] William Pugh. Skip lists: a probabilistic alternative to balanced trees. *Commun. ACM*, 33(6):668–676, June 1990.
 - [13] Emo Welzl. Constructing the visibility graph for n-line segments in $o(n^2)$ time. *Information Processing Letters*, 20(4):167 – 171, 1985.

C++ Code For Visibility Graph Implementation

Index:

vgraph.cpp
 skiplist.h
 line.h
 line.cpp
 point.h
 point.cpp
 geometry.h
 plot.m
 data.cvs

vgraph.cpp

```

#include "CImg.h" // Include CImg library header.      1
#include <iostream>                                     2
#include "line.h"                                       3
#include "point.h"                                       4
#include "skiplist.h"                                   5
#include <cmath>                                         6
                                                       7
using namespace cimg_library;                          8
using namespace std;                                   9
                                                       10
const unsigned char WHITE[] = { 255, 255, 255 };      11
const unsigned char GREY[] = { 100, 100, 100 };       12
const unsigned char BLACK[] = { 0, 0, 0 };           13
const unsigned char RED[] = { 255, 0, 0 };           14
const unsigned char GREEN[] = { 0, 255, 0 };         15
const unsigned char BLUE[] = { 0, 0, 255 };          16
const int screen_size = 800;                          17
                                                       18
//-----                                           19
// Prototypes                                         20
//-----                                           21
void vgraph(double order);                             22
double vectorsAngle( int x, int y, int basex, int basey); 23
double distance( Point * a, Point * b );              24
                                                       25
//-----                                           26
// Main procedure                                     27
//-----                                           28
int main()                                             29
{                                                       30
    cout << endl << endl << "Visibility Graph by Dave Coleman -----" << endl
    << endl;                                           32

    for( double order = 2; order < 3; order += 0.5 ) 33
    {                                                 34
        vgraph(order);                                35
    }                                                 36
                                                       37
    return EXIT.SUCCESS;                              38
}                                                     39
                                                       40
void vgraph(double order)                              41
{                                                       42
    // Variables -----                               43
                                                       44
    // Atomic operation counter                       45
    atomic = 0;                                       46

```

```

// Graphics: 47
bool visual = true; 48
bool live = true; 49
50
51
CImg<unsigned char> img(screen_size ,screen_size ,1,3,20); 52
CImgDisplay disp(img, "Visibility Graph"); // Display the modified image on the 53
    screen
54
// Line segments: 55
int size = pow(10.0, order); 56
int row_col = sqrt(size); 57
int seg = row_col * row_col; 58
59
// Coordinates: 60
double width = screen_size / row_col; // size of each grid box 61
double margin = 0.1 * width; // padding inside each box 62
double top, bottom, left, right; // coordinates of box with padding 63
64
// Generate space for SEG number of lines 65
Line * segs[seg]; 66
67
// Track what index we are on 68
int index = 0; 69
70
// Now generate seg line segments 71
for(int x = 0; x < row_col; ++x) 72
{ 73
    for(int y = 0; y < row_col; ++y) 74
    { 75
        top = y*width + margin; 76
        bottom = (y+1)*width - margin; 77
        left = x*width + margin; 78
        right = (x+1)*width - margin; 79
80
        // Create line segment in box of size width*width 81
        // x1, y1, x2, y2 82
        switch( rand() % 4 ) 83
        { 84
            case 0: // verticle line 85
                segs[index] = new Line( left, top, left, bottom ); 86
                break; 87
            case 1: // horizontal line 88
                segs[index] = new Line( left, top, right, top ); 89
                break; 90
            case 2: // diagonal left to right 91
                segs[index] = new Line( left, top, right, bottom ); 92
                break; 93
            case 3: 94
                segs[index] = new Line( left, bottom, right, top ); 95
                break; 96
        } 97
        index++; 98
    } 99
} 100
} 101
102
//cout << "SEGS " << seg << " INDEX " << index << endl; 103
104
/* 105
Line segs [] = 106
{ 107
    Line(280,300,330,120), // 0 first 108
    Line(450,150,280,330), // 1 second 109
    Line(400,150,401,190), // 2 third, later 110
    Line(400,400,450,200), // 3 far right 111
    Line(350,350,350,450), // 4 112
    Line(10,200,100,215), // 5 113
}

```

```

    Line(50,50,50,100), // 6      114
    Line(200,450,300,450) // 7    115
};                                116
*/                                117
// Reusable pointer locations     118
Line * l;                          119
Point * p;                          120
int center_id;                      121
bool isPointA;                      122
// Visit each vertex once and perform the visibility algorithm 123
for(int outer = 0; outer < 2*seg; ++outer) 124
{
    ++atomic;                        125
    // First or second number on each line? 126
    center_id = outer / 2;           127
    // Garbage Collect                128
    if( outer )                      129
    {
        delete center;               130
        delete center_line;          131
    }                                  132
    //cout << "LINE ID: " << center_id << endl; 133
    if( ! (outer % 2) ) // is even    134
    {
        center = new Point( segs[center_id]->a->x, segs[center_id]->a->y ); 135
        isPointA = true;              136
    }                                  137
    else // is even                   138
    {
        center = new Point( segs[center_id]->b->x, segs[center_id]->b->y ); 139
        isPointA = false;             140
    }                                  141
    // Center Line Calc:               142
    center_line = new Line( center->x, center->y, center->x+1, center->y ); 143
    // Add pointers to all points back to parent line 144
    center->parentLine = segs[center_id]; 145
    // Draw sweeper:                   146
    //img.draw_line( center->x, center->y, center->x+200, center->y, RED); 147
    if(visual)                        148
        img.draw_circle( center->x, center->y, 6, RED); 149
    /*cout << "LINE ID " << center_id << " "; 150
    if(isPointA)                      151
        cout << "A" << endl;          152
    else                               153
        cout << "B" << endl;          154
    */                                  155
    // Datastructures:                  156
    skiplist <Point*> angleList;      157
    skiplist <Line*> edgeList;        158
    // Algorithm _____            159
    // Draw segments and insert POINTS into skiplist ordered by ANGLE _____ 160
    for(int i = 0; i < seg; ++i)      161
    {
        ++atomic;                    162
        l = segs[i];                 163
    }                                  164
}

```

```

182 // Add pointers to all points back to parent line
183 l->a->parentLine = l;
184 l->b->parentLine = l;
185
186 // Reset visited flags
187 l->visited = false;
188 l->visitedStartPoint = false;
189
190 if(visual)
191     img.draw_line(l->a->x, l->a->y, l->b->x, l->b->y, WHITE);
192
193 if( !(i == center_id && isPointA) ) // point is not line A
194 {
195     if(visual)
196         img.draw_circle(l->a->x, l->a->y, 2, WHITE);
197
198     // Calculate the angle from center line:
199     l->a->theta = vectorsAngle( l->a->x, l->a->y, center->x, center->y );
200
201     // Sort the verticies:
202     angleList.add( l->a );
203
204     //cout << "Added A for line " << i << " theta " << l->a->theta << endl;
205     //cout << "POINT "; l->a->print(); cout << endl;
206 }
207
208 if( !(i == center_id && isPointA == false) ) // point is not line B
209 {
210     if(visual)
211         img.draw_circle(l->b->x, l->b->y, 2, WHITE);
212
213     // Calculate the angle from center line:
214     l->b->theta = vectorsAngle( l->b->x, l->b->y, center->x, center->y );
215
216     // Sort the verticies:
217     angleList.add( l->b );
218     //cout << "Added B for line " << i << " theta " << l->b->theta << endl;
219     //cout << "POINT "; l->b->print(); cout << endl;
220 }
221
222 //cout << endl;
223
224 }
225
226 // Test SkipList
227 //cout << "Angle List - points ordered CC from base line";
228 //angleList.printAll();
229
230 // Initialize Edge List Of Lines
231
232 for(int i = 0; i < seg; ++i)
233 {
234     ++atomic;
235
236     l = segs[i]; // get next line to check
237
238     // check if the current line is connected to the center point
239     if( l->id == ((Line*)center->parentLine)->id )
240     {
241         // one center's line
242         //cout << "ONE CENTER'S LINE!!!" << endl;
243     }
244     else
245     {
246         // Check each line and see if it crosses scan line
247         double xi, yi;
248
249

```

```

    l->center_intercept( xi, yi ); // these are reference parameters      250
                                                                              251
    // Now we know that xi,yi is on center line.                        252
    // Next we check if X is between a & b. We know a.x > b.x, thus:  253
    if( l->a->x >= xi && l->b->x <= xi )                                    254
    {                                                                      255
        // check that xi > center->x                                     256
        if( xi >= center->x )                                             257
        {                                                                  258
                                                                              259
            // It does intersect                                         260
            edgeList.add( l );                                           261
                                                                              262

            // Mark as opened, somewhere on line                         263
            l->visited = true;                                           264
                                                                              265

            // Visualize:                                               266
            if(visual)                                                    267
                img.draw_line(l->a->x, l->a->y, l->b->x, l->b->y, GREEN);    268
        }                                                                  269
    }                                                                      270
}                                                                           271
}                                                                           272
                                                                              273
if(live)                                                                    274
    disp.display(img);                                                  275
                                                                              276
//cout << "Edge List:";                                               277
//edgeList.printAll();                                                278
                                                                              279
    // Sweep -----                                                    280
                                                                              281
//sleep(1);                                                                282
//usleep(500*1000);                                                    283
    for(int i = 0; i < 2*seg - 1; ++i)                                    284
    {                                                                      285
        ++atomic;                                                       286
                                                                              287
        //cout << "\n\n\n ----- STARTING NEW SWEEP ----- \n\n\n";  288
                                                                              289

        //cout << "SWEEP VERTEX " << i << endl;                          290
        //if( i > 0 )                                                    291
        // break;                                                         292
                                                                              293

        // take the first vertex in angular order                       294
        p = angleList.pop();                                             295
        //cout << "Sweep at "; p->print();                                 296
                                                                              297

        // Update the center_line to the sweep location and update m,b  298
        center_line->b = p;                                              299
        center_line->updateCalcs();                                       300
                                                                              301

        // Update center point to contain theta between baseline and    302
        // current point, so that our line function can cache          303
        center->theta = p->theta;                                         304
                                                                              305

        // decide what to do with it                                    306
        l = (Line*)p->parentLine; // cast it                             307
        //cout << "\t"; l->print();                                       308
                                                                              309

        // check if the current line is connected to the center point  310
        if( l->id == ((Line*)center->parentLine)->id )                  311
        {                                                                  312
            // one center's line                                         313
            // ignore                                                     314
        }                                                                  315
        else if( l->visited ) // remove it from edgeList                316
        {                                                                  317

```

```

//cout << "remove" << endl;                                     318
                                                                    319
if( ! l->visitedStartPoint )                                     320
{                                                                 321
    l->visited = false; // allow this line to be visited again for its start 322
        point
}                                                                 323
                                                                    324
// check if its first in the edge list. if it is, its VISIBLE 325
if( edgeList.isRoot( l->id ) )                                  326
{                                                                 327
    //cout << "Drawing Line" << endl;                             328
                                                                    329
    if(visual)                                                  330
        img.draw_line( center->x, center->y, p->x, p->y, BLUE );    331
}                                                                 332
                                                                    333
// remove                                                       334
//cout << "Value: " << l->value() << " " << l->id << endl;        335
                                                                    336
edgeList.remove( l->value(), l->id );                             337
                                                                    338
if(visual)                                                      339
    img.draw_line(l->a->x, l->a->y, l->b->x, l->b->y, WHITE);          340
}                                                                 341
else // add it to edge list                                     342
{                                                                 343
    //cout << "add" << endl;                                         344
    l->visited = true; // mark it as having been visited somewhere 345
    l->visitedStartPoint = true; // mark it as having found the first vertex 346
                                                                    347
    // Store distance of line from center                         348
    l->dist = distance( p, center );                                349
                                                                    350
    edgeList.add( l );                                           351
                                                                    352
    // check if its first in the edge list. if it is, its VISIBLE 353
    if( edgeList.isRoot( l->id ) )                                  354
    {                                                                 355
        //cout << "Drawing Line" << endl;                             356
        if(visual)                                                  357
            img.draw_line( center->x, center->y, p->x, p->y, BLUE );    358
    }                                                                 359
                                                                    360
    if(visual)                                                  361
        img.draw_line(l->a->x, l->a->y, l->b->x, l->b->y, GREEN);          362
}                                                                 363
                                                                    364
if(visual)                                                      365
    img.draw_circle(p->x, p->y, 5, GREY);                          366
                                                                    367
//debug                                                         368
//cout << "Edge List:";                                           369
//edgeList.printAll();                                           370
//angleList.printAll();                                          371
//cout << endl << endl;                                           372
                                                                    373
if(live)                                                         374
{                                                                 375
    disp.display(img);                                           376
    //usleep(1*1000);                                           377
    //sleep(1);                                                 378
}                                                                 379
                                                                    380
}                                                                 381
//cout << "breaking" << endl;                                     382
//break;                                                         383
if(live)                                                         384
{

```



```

        //usleep(1*1000);
        disp.display(img);
    }
    //break;
    //img.fill(20);
    //cout << outer << endl;
}
if(visual)
{
    // Redraw obstacle lines just for fun:
    for(int i = 0; i < seg; ++i)
    {
        l = segs[i];

        img.draw_line(l->a->x, l->a->y, l->b->x, l->b->y, WHITE);
        img.draw_circle(l->a->x, l->a->y, 2, WHITE);
        img.draw_circle(l->b->x, l->b->y, 2, WHITE);
    }
    disp.display(img);

    img.save("result.png"); // save the image
}

cout << seg << "," << atomic << endl;

if(visual)
{
    // Show window until user input:
    while (!disp.is_closed()) {
        if (disp.is_keyESC() )
            break;
        disp.wait();
    }
}

// Garabage collect
//delete [] segs;
//free(segs);
}

//-----
// Calculate Angle Btw 2 Vectors
//-----
double vectorsAngle( int x, int y, int basex, int basey)
{
    // Convert input point x & y to be vectors relative to base point
    double x2 = double(x - basex);
    double y2 = double(y - basey);

    // Hard code scan line to point right:
    double x1 = sqrt( x2*x2 + y2*y2 ); // make it with ratio?
    double y1 = 0.0;

    //cout << "x1: " << x1 << " - y1: " << y1 << endl;
    //cout << "x2: " << x2 << " - y2: " << y2 << endl;

    double stuff = ( (x1*x2)+(y1*y2) ) / ( sqrt(x1*x1+y1*y1) * sqrt(x2*x2+y2*y2) );
    //cout << "Stuff: " << stuff << endl;

    // Calculate angle:
    double result = acos( stuff );
    //cout << "Result: " << result << endl;

    // Now add PI if below middle line:
    if( y >= basey )
        result = 2*M_PI - result;
}

```

```
    //cout << "Result: " << result*180/M_PI << " degrees" << endl;           453
    return result;                                                            454
}                                                                              455
//-----                                                                    456
// Distance Btw 2 Points                                                    457
//-----                                                                    458
double distance( Point * a, Point * b )                                     459
{                                                                              460
    return sqrt( pow(b->x - a->x, 2.0) + pow(b->y - a->y,2.0) );              461
}                                                                              462
                                                                              463
                                                                              464
```

../visibility_graph/vgraph.cpp

skiplist.h

```
/* Skip List                                     1
CSCI 5454 Algorithms                             2
Dave Coleman | david.t.coleman@colorado.edu     3
                                                4
2/2/2012                                         5
                                                6
Implementation of Skip Lists                     7
*/                                                8
                                                9
#include <math.h>                                 10
#include <iostream>                               11
#include <cstdlib>                                12
#include "node.h"                                13
// #include "point.h"                           14
using namespace std;                            15
                                                16
// -----                                     17
// Skip List Class                               18
// -----                                     19
template <class T>                               20
class skiplist{                                  21
    // used for testing                          22
public:                                          23
    int maxLevel;                                24
                                                25
private:                                        26
    node<T> *root;                               27
                                                28
// -----                                     29
// Get Random Level                             30
// -----                                     31
int getRandLevel()                              32
{
    int randResult = 1;                          33
    int level = 0;                                34
    while(randResult)                             35
    {
        randResult = rand() % 2;                 36
        if(randResult)                           37
        {
            ++level;                             38
        }
        if(level > maxLevel)                     39
        {
            randResult = 0; // to end the while loop 40
        }
    }
    return level;                                41
}
                                                42
// -----                                     43
// Create New Node                               44
// -----                                     45
node<T>* createNode( int level , int height , T data) 46
{
    // Check if we are below level 0             47
    if(level < 0)                                 48
    {
        return NULL;                             49
    }
    else // make a new node below                 50
    {
        node<T> *newNode = new node<T>();       51
        newNode->level = level;                  52
    }
}
                                                53
// -----                                     54
// -----                                     55
```

```

        newNode->next = NULL;
        newNode->below = createNode( level - 1, height, data);
        newNode->height = height;
        newNode->data = data;
        return newNode;
    }
}
public:
// Constructor:
skiplist()
{
    root = NULL;
    maxLevel = 0;

    srand ( time(NULL) ); // seed the random generator
}
// _____
// ADD _____
void add( T data)
{
    //cout << "ADD: ";
    //data.print();

    // Special Cases _____
    if(!root) // no root has been established yet
    {
        root = createNode( 0, 0, data);
        return;
    }

    if( root->data->value() > data->value() ) // new value goes before root
    {
        T temp_data = root->data;
        node<T> *n = root;

        for(int l = maxLevel; l >= 0; --l)
        {
            atomic += 1;
            // change the root to the new value
            n->data = data;
            n = n->below;
        }
        data = temp_data;
    }

    // Regular insert after root _____
    // Determine what level this new node will be at
    int level = getRandLevel();

    // If new node is at whole new level, go ahead and update root node to be higher
    if(level > maxLevel)
    {
        maxLevel ++;
        node<T> *newRoot = new node<T>();
        newRoot->data = root->data;
        newRoot->next = NULL;
        newRoot->below = root;
        newRoot->level = maxLevel;
        root = newRoot;
    }

    // Create the new node
    node<T> *newNode = createNode( level, level, data);

```

```

// Now add the node to the list                                     135
node<T> *i = root;                                              136
                                                                    138
// Loop down through all levels                                   139
for(int l = maxLevel; l >= 0; --l)                               140
{                                                                 141
    atomic += 1;                                                 142
    // move forward until we hit a value greater than ours      143
    while( i->next != NULL )                                     144
    {                                                                 145
        atomic += 1;                                           146
        if( i->next->data->value() > data->value() ) // insert before i.next 147
        {                                                                 148
            break;                                             149
        }                                                                 150
        i = i->next;                                           151
    }                                                                 152
                                                                    153
    // Check if we should add a pointer at this level           154
    if( l <= level )                                           155
    {                                                                 156
        newNode->next = i->next;                                157
        i->next = newNode;                                       158
                                                                    159
        // Now move the new node pointer one level down:       160
        newNode = newNode->below;                                161
    }                                                                 162
                                                                    163
    // Always move the i node pointer one level down:         164
    i = i->below;                                               165
}                                                                 166
                                                                    167
}                                                                 168
// -----                                                     169
// Find                                                         170
// -----                                                     171
bool find(double x)                                             172
{                                                                 173
    node<T> *i = root;                                          174
                                                                    175
    // Special case: skip list is empty                         176
    if( !root )                                                 177
    {                                                                 178
        return false;                                          179
    }                                                                 180
                                                                    181
    // Special case: check root                                  182
    if( root->data->value() == x )                               183
    {                                                                 184
        return true;                                           185
    }                                                                 186
                                                                    187
    for(int l = maxLevel; l >= 0; --l)                           188
    {                                                                 189
        atomic += 1;                                           190
        // move forward until we hit a value greater than ours 191
        while( i->next != NULL )                                 192
        {                                                                 193
            atomic += 1;                                         194
            if( i->next->data->value() > x ) // x is not found on this level 195
            {                                                                 196
                break;                                           197
            }                                                                 198
            else if( i->next->data->value() == x ) // bingo!     199
            {                                                                 200
                return true;                                       201
            }                                                                 202
        }

```

```

        i = i->next;
    }
    // Always move the i node<T> pointer one level down:
    i = i->below;
}
return false;
}
// -----
// REMOVE
// the id is to confirm the correct node, just in case x is not unique
// -----
bool remove(double x, int id)
{
    node<T> *i = root;

    // Special case: remove root -----
    if( root->data->value() == x && root->data->id == id)
    {
        // Get level 0 of root
        for(int l = root->level; l > 0; --l)
        {
            atomic += 1;
            //cout << "Level " << l << endl;
            i = i->below;
        }

        // Check if there are any more nodes
        if( !i->next ) // the skip list is empty
        {
            root = NULL;
            maxLevel = 0;

            return true;
        }

        // Change value of root to next node
        node<T> *n = root;
        node<T> *nextNode = i->next;

        for(int l = maxLevel; l >= 0; --l)
        {
            atomic += 1;
            // change the root to the new value
            n->data = nextNode->data;

            // update next pointer if the next next exists
            if( n->next )
            {
                n->next = n->next->next;
            }

            // Move down to next level
            n = n->below;
        }

        return true;
    }

    // Normal case: remove after root -----
    bool found = false;

    for(int l = maxLevel; l >= 0; --l)
    {
        atomic += 1;
        // move forward until we hit a value greater than ours

```



```

while( i->next != NULL )
{
    atomic += 1;
    // remove this one, confirmed by id
    if( i->next->data->value() == x && i->next->data->id == id )
    {
        found = true;

        // pass through the pointer if exists
        if( i->next )
        {
            i->next = i->next->next;
        }
        else
        {
            i->next = NULL;
        }
        break;
    }
    else if( i->next->data->value() > x ) // x is not found on this level
    {
        break;
    }

    i = i->next;
}

// Always move the i node pointer one level down:
i = i->below;
}

return found;
}
// -----
// POP FROM FRONT
// -----
T pop()
{
    node<T> *i = root;

    // Store the first item on the list that we want to later return
    T result = root->data;
    /*
    cout << "POP WITH VALUE: " << root->value << " - ";
    result.print();
    cout << endl;
    */

    // Check if skip list is empty
    if( !root )
    {
        cout << "An error has occured: skip list is empty";
        exit(1);
    }

    // Get level 0 of root
    for(int l = root->level; l > 0; --l)
    {
        atomic += 1;
        i = i->below;
    }

    // Check if there are any more nodes
    if( !i->next ) // the skip list is empty
    {
        root = NULL;
        maxLevel = 0;
    }
}

```

```

    return result;
}
// Change value of root to next node
node<T> *n = root;
node<T> *nextNode = i->next;

for(int l = maxLevel; l >= 0; --l)
{
    atomic += 1;
    // change the root to the new value
    n->data = nextNode->data;

    // update next pointer if the next next exists
    if( n->next )
    {
        n->next = n->next->next;
    }

    // Move down to next level
    n = n->below;
}

return result;
}
// -----
// Is Root
// -----
bool isRoot(int id)
{
    if( !root ) // there is no root!
    {
        std::cout << "there is no root!" << std::endl;
        return false;
    }
    return (root->data->id == id);
}
// -----
// PRINT ALL
// -----
void printAll()
{
    std::cout << std::endl << "LIST -----" << std::endl;

    // Special case: skiplist is empty
    if( !root )
    {
        std::cout << "-----" << std::endl;
        return;
    }

    node<T> i = *root;

    // Get level 0 of root
    for(int l = root->level; l > 0; --l)
    {
        //cout << "Level " << l << " - ";
        //i.data.print();
        //cout << endl;
        i = *(i.below);
    }
    //std::cout << "we are on level " << i.level << std::endl;

    // Hack: update root 0 level with maxLevel count, because we don't update this
    // when growing root level size
    i.height = maxLevel;
}

```

```
int counter = 0; 407
bool done = false; 408
while (!done) 409
{ 410
    std::cout << counter; 411
    412
    for(int l = i.height; l >= 0; --l) 413
    { 414
        std::cout << " | "; 415
    } 416
    std::cout << " " << i.data->value() << " - "; 417
    i.data->print(); 418
    counter++; 419
    420
    if( i.next ) 421
    { 422
        node<T> *ii = i.next; 423
        i = *ii; 424
    } 425
    else 426
    { 427
        done = true; 428
    } 429
} 430
    431
    std::cout << "_____ " << std::endl << std::endl; 432
} 433
}; 434
435
436
437
```

../visibility_graph/skiplist.h

node.h

```
#include "line.h" 1
// 2
// 3
// Node Class 4
// 5
template <class T> 6
class node{ 7
public: 8
    node *below; // node below in tower 9
    node *next; // next node in skip list 10
    int level; // level of this current node 11
    int height; // full number of levels in tower 12
    T data; 13
}; 14
```

../visibility_graph/node.h

line.h

```

#ifndef LINE_H_INCLUDED 1
#define LINE_H_INCLUDED 2
3
#include <iostream> 4
#include "point.h" 5
#include "geometry.h" 6
#include <cmath> 7
8
class Line: public Geometry 9
{ 10
public: 11
    Point * a; 12
    Point * b; 13
    bool visitedStartPoint; // has the base/sweep line crossed at least one of 14
                        // the verticies? 15
    bool visited; // has the sweep line been on the line (as in, maybe it was init on it) 16
17
    int id; 18
    double dist; // distance from center 19
    double theta_cache; // used for deciding if the dist cache needs to be refreshed 20
    double m; // slope of line 21
    double y_intercept; // y-intercept of line 22
23
    Line(); 24
    Line(int _x1, int _y1, int _x2, int _y2); 25
    ~Line(); 26
    virtual void print(); 27
    virtual double value(); 28
29
    void updateCalcs(); 30
    void distance(); 31
    void center_intercept(double &xi, double &yi); 32
}; 33
34
// This global needs to be visible to classes: 35
extern Point * center; 36
extern Line * center_line; 37
extern double atomic; 38
39
#endif 40
41

```

../visibility_graph/line.h

line.cpp

```

#include "line.h" 1
2
Point * center; 3
Line * center_line; 4
double atomic; 5
6
using namespace std; 7
8
Line::Line() 9
{ 10
    cout << "You are calling the function wrong"; 11
    exit(0); 12
} 13
Line::Line(int x1, int y1, int x2, int y2) 14
{ 15
    // Order a and b such that a.x > b.x 16
    if( x1 > x2 ) 17
    { 18
        a = new Point(x1, y1); 19
        b = new Point(x2, y2); 20
    } 21
}

```

```

else
{
    b = new Point(x1, y1);
    a = new Point(x2, y2);
}

// Change ID
static int id_counter = 0;
id = id_counter++;

// Keep track of its visited history
visited = false;
visitedStartPoint = false;

// cout << "LINE" << endl;
updateCalcs();

// cout << "LINE" << endl;

// Used for checking if we need to refresh our distance amount
theta_cache = 3*M_PI; // some angle bigger than 2PI, aka INF
//distance();

// cout << "END LINE \n" << endl;
}
Line::~Line()
{
    //delete a;
    //delete b;
}
void Line::print()
{
    cout << "Line: x1: " << a->x << " y1: " << a->y << " x2: " << b->x
        << " y2: " << b->y << "\t ID: " << id << endl;
}
double Line::value()
{
    // calculate distance from midpoint at a given theta,
    // with resept to the baseline

    if( theta_cache != center->theta ) // check if our cached version is still fresh enough
    {
        //cout << "Recalculaing distance for line " << id << endl;
        distance();
    }

    return dist;
}
void Line::updateCalcs()
{
    // Find Slope and y-intercept of this line for future distance calculations
    double denom = (b->x - a->x);
    if( denom == 0 )
    {
        //cout << "This program does not support perfectly verticle lines." << endl;
        //exit(0);

        // Perturb:
        // b->x = b->x + 1;
        denom = 0.000000001; //(b->x - a->x);
    }
    m = (b->y - a->y)/denom;

    // cout << m << " M " << endl;

    y_intercept = a->y - m*a->x;
    // cout << y_intercept << " m " << endl;
}

```



```
void Line::distance() 90
{ 91
    // First find the intesection of this line and the sweep line: 92
    double xi; 93
    double yi; 94
    center_intercept( xi, yi ); 95
    96
    //cout << "The intercept is x: " << xi << " y: " << yi << endl; 97
    //cout << "M: " << m << " b: " << y_intercept << endl; 98
    99
    // Now find the distance between these two lines: 100
    dist = sqrt( pow(center->x - xi, 2.0) + pow(center->y - yi,2.0) ); 101
    102
    //cout << "Distance: " << dist << endl << endl; 103
    theta_cache = center->theta; 104
} 105
106
void Line::center_intercept(double &xi, double &yi) 107
{ 108
    xi = double( y_intercept - center_line->y_intercept ) / double( center_line->m - m ); 109
    yi = m*xi + y_intercept; 110
} 111
```

../visibility_graph/line.cpp

point.h

```
#ifndef POINT_H_INCLUDED 1
#define POINT_H_INCLUDED 2
3
#include <iostream> 4
#include "geometry.h" 5
6
class Point: public Geometry 7
{ 8
public: 9
int x; 10
int y; 11
void* parentLine; 12
int id; // for removing, comparing, etc 13
double theta; // angular amount from base line 14
15
Point(); 16
Point(int _x1, int _y1); 17
18
virtual void print(); 19
virtual double value(); 20
}; 21
22
#endif 23
```

../visibility_graph/point.h

point.cpp

```
#include "point.h" 1
2
Point::Point() 3
{ 4
static int id_counter = 0; 5
id = id_counter++; 6
7
} 8
Point::Point(int _x1, int _y1) 9
{ 10
x = _x1; 11
y = _y1; 12
Point(); 13
} 14
void Point::print() 15
{ 16
std::cout << "Point x: " << x << " y: " << y << " \t ID: " << id << std::endl; 17
} 18
double Point::value() 19
{ 20
// this is the angular distance from the base line 21
// for point.cpp, we just cache the initial calculation 22
return theta; 23
} 24
```

../visibility_graph/point.cpp

geometry.h

```
#ifndef GEOMETRY_HINCLUDED 1
#define GEOMETRY_HINCLUDED 2
class Geometry 3
{ 4
public: 5
    // int id; // for removing, comparing, etc 6
    7
    virtual void print() = 0; 8
    virtual double value() = 0; 9
}; 10
#endif 11
12
13
14
```

../visibility_graph/geometry.h

Matlab plot.m Used For Generating Plots

```

clear                                     1
clc                                       2
data = csvread('data.csv')              3
                                         4
n = data(:,1)                             5
logger1 = 50.*(n.^2) .* log ( n );      6
logger2 = 25.*(n.^2) .* log ( n );      7
                                         8
loglog( data(:,1),data(:,2), 'bo-', ...  9
        data(:,1),logger1, 'k:',data(:,1),logger2, 'k:') 10
                                         11
                                         12
                                         13
set(gca, 'FontSize',14)                  14
                                         15
legend('Number of lookups', 'O(n^2 log n)', 'Location', 'NorthWest') 16
xlabel('Input size, n')                  17
ylabel('Number of operations, T')        18
title('Atomic Operations of Lee Visibility Graph Algorithm'); 19

```

../visibility_graph/plot.m

Runtime Data Restuls

```

9,6026                                     1
25,62585                                   2
100,1.42313e+06                            3
289,1.47751e+07                            4
961,2.34027e+08                            5
3136,2.914e+09                             6

```

../visibility_graph/data.csv